



2.2. Single-Sign-On to LDS

From the Gateway Page of the IDEALS Portal (<https://ideals-portal.cite.hku.hk/gateway>), click the "Login Learning Design Studio (LDS)" button.



The portal will prompt you to authorize LDS to access your account. Click "**ALLOW**" to proceed. This is a standard security measure, even though LDS is a trusted system.

 Sign in with IDEALS Portal

Learning Design Studio

wants to access your IDEALS Portal Account
ideals-t1@cite.hku.hk

This will allow **Learning Design Studio** to:


- **View your email address**
- **View your user profile info**

Info

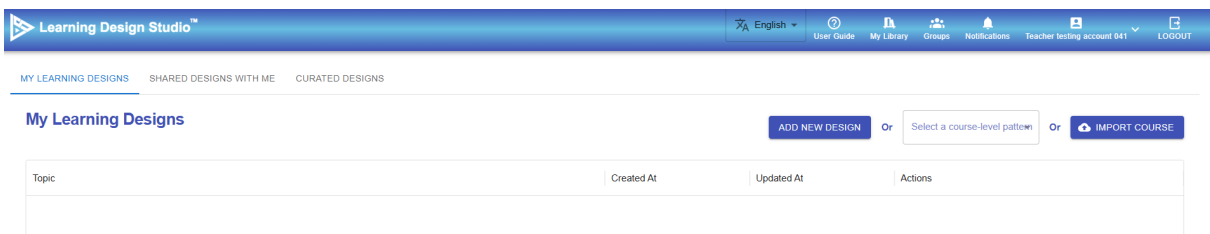
IDEALS Portal is the official single-sign-on service for Learning Design Studio.
Due to the requirement for secure authentication, you still need to authorize this access request.

CANCEL

ALLOW

 English ▾

You will then be redirected to LDS and logged in automatically, without needing to enter your credentials again.



The screenshot shows the Learning Design Studio interface. At the top, there is a navigation bar with the Learning Design Studio logo, a language dropdown set to 'English', and several utility icons: User Guide, My Library, Groups, Notifications, Teacher testing account 041, and LOGOUT. Below the navigation bar, there are three tabs: 'MY LEARNING DESIGNS' (selected), 'SHARED DESIGNS WITH ME', and 'CURATED DESIGNS'. The main content area is titled 'My Learning Designs' and includes a header with 'ADD NEW DESIGN', 'Or', 'Select a course-level pattern', 'Or', and 'IMPORT COURSE'. Below this is a table with columns for 'Topic', 'Created At', 'Updated At', and 'Actions'. The table is currently empty.

 Your next step may be to read the Learning Design Studio User Guide (final link will be provided soon).

🕒 Revision #10

★ Created 2025-08-26 06:33:17 UTC by Ronson CHAU

✎ Updated 2025-11-11 04:48:26 UTC by Ronson CHAU