

# IDEALS Login Guide

Schools that have subscribed to the **IDEALS system** through [QEF e-Learning Ancillary Facilities Programme \(eLAFP\) - EdCity](#) can use the **IDEALS Portal** as the front gate to access the IDEALS platform. The portal enables single sign-on (SSO) to connected systems, including **Learning Design Studio (LDS)** and **iLAP-IDEALS**.

This guide explains how to log in to the **IDEALS Portal** and access its connected systems using **Single Sign-On (SSO)**.

- [Preface](#)
  - [Introduction](#)
  - [Prerequisite](#)
  
- [1. Logging into the IDEALS Portal](#)
  - [1.1 Accessing the IDEALS Portal](#)
  - [1.2 Login with your HKEdCity account](#)
  - [1.3 Verifying Your Account as a Teacher by email](#)
  - [1.4 Navigating the Gateway Page](#)
  
- [2. Accessing Learning Design Studio \(LDS\)](#)
  - [2.1 Preparation](#)
  - [2.2. Single-Sign-On to LDS](#)
  
- [3. Accessing iLAP-IDEALS](#)
  - [3.1. Preparation](#)
  - [3.2. Single-Sign-On to iLAP-IDEALS](#)
  
- [4. Logging out of the IDEALS Portal](#)
  - [4.1 Logging out of the IDEALS Portal](#)

# Preface

Preface

# Introduction

Welcome to the IDEALS Login Guide.

This guide provides step-by-step instructions for logging into the IDEALS Portal and accessing connected systems, including LDS (Learning Design Studio) and iLAP-IDEALS.

Currently, the IDEALS Portal is the official platform for single sign-on (SSO) into all IDEALS sub-systems: Learning Design Studio (LDS) and iLAP-IDEALS.

- Before proceeding, please refer to the ["Prerequisite" section](#) to check if you are eligible to use the IDEALS System.

Preface

# Prerequisite

Ensure your school has subscribed to the IDEALS system through EdCity and has received confirmation that the setup is complete.

For Subscription details, please visit QEF e-Learning Ancillary Facilities Programme (eLAFP) - EdCity: <https://web.edcity.hk/en/elafp/project/20210212/>

# 1. Logging into the IDEALS Portal

## 1. Logging into the IDEALS Portal

# 1.1 Accessing the IDEALS Portal

Visit the IDEALS Portal: <https://ideals-portal.cite.hku.hk/>

This is the Home Page.

For users in schools that have subscribed to the IDEALS System, only the **"Login with HKedCity"** button on the right side is relevant. The "Sign in" form on the left side is not applicable.

You can switch the language to English, Traditional Chinese, or Simplified Chinese.

主辦機構 Organized by  
Centre for Information Technology in Education  
Faculty of Education, The University of Hong Kong

English

SIGN UP

### Welcome to IDEALS Portal

By logging in here, you can then single-sign-in IDEALS subsystems such as Learning Design Studio and iLAP-IDEALS.

#### Sign in

Email \*

Password \*

LOG IN

[Forgot your password?](#)  
[Don't have an account? Sign up](#)

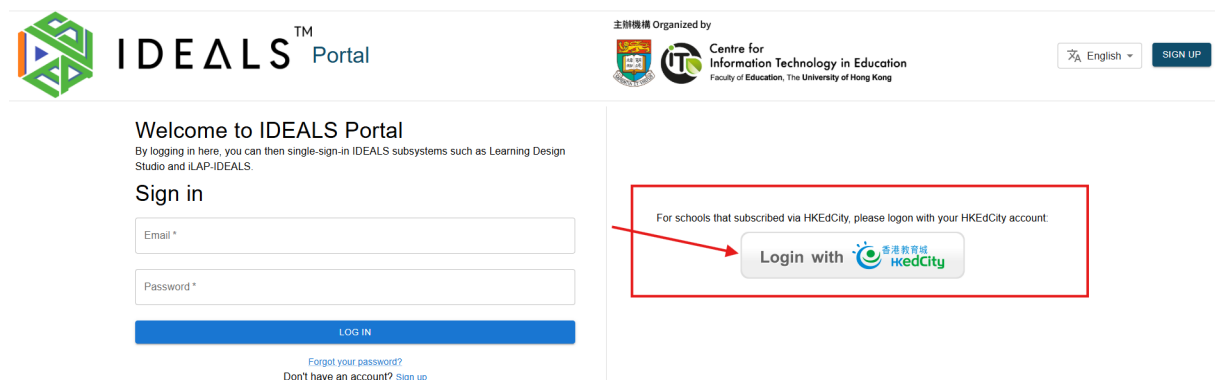
For schools that subscribed via HKEdCity, please logon with your HKEdCity account.

Login with HKedCity

## 1. Logging into the IDEALS Portal

# 1.2 Login with your HKEdCity account

On the Home Page of the IDEALS Portal, click the **"Login with HKedCity"** button on the right side.



Welcome to IDEALS Portal  
By logging in here, you can then single-sign-in IDEALS subsystems such as Learning Design Studio and ILAP-IDEALS.

Sign in

Email \*

Password \*

LOG IN


[Forgot your password?](#)  
Don't have an account? [Sign up](#)

主辦機構 Organized by  
Centre for Information Technology in Education  
Faculty of Education, The University of Hong Kong

English

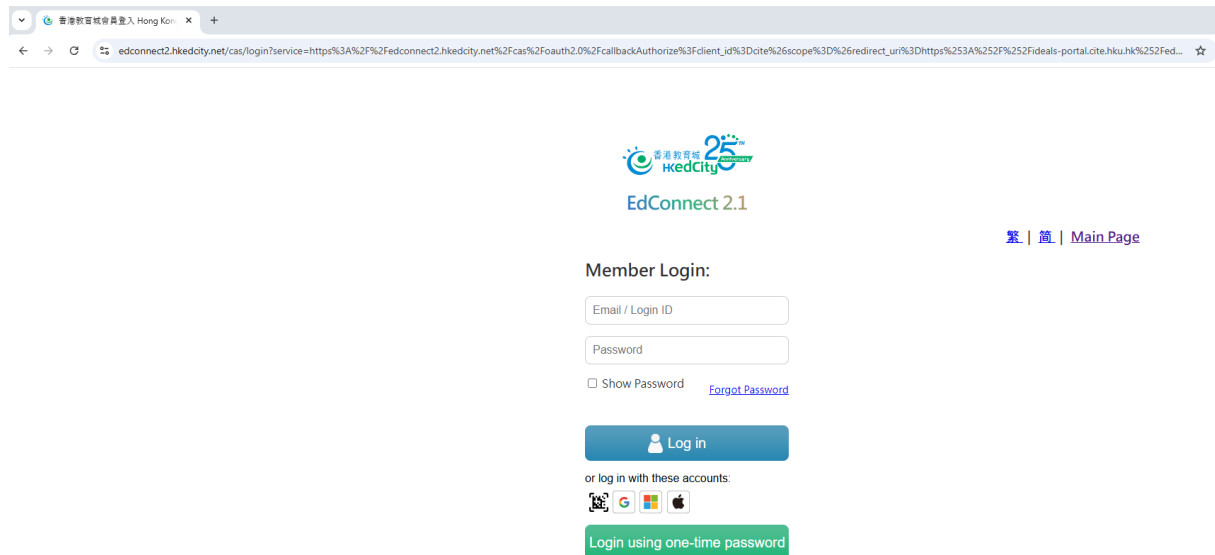
SIGN UP

For schools that subscribed via HKedCity, please logon with your HKedCity account.

Login with 

You will be redirected to the EdConnect Login Page by HKedCity.

Ensure you log in with the HKedCity account that you or your school administrator have registered with HKedCity.



香港教育城 25th Anniversary  
HKedCity

EdConnect 2.1

[繁體](#) | [Main Page](#)

Member Login:




Email / Login ID

Password

Show Password [Forgot Password](#)

Log in

or log in with these accounts:

Login using one-time password

When you log in using EdConnect, the system will redirect you to an authorization consent page. Please click the **"Confirm"** button to proceed with the next steps.

香港教育城  
Hong Kong Education City

你已成功登入供應商的網上平台，並可開始進行學習活動。

You successfully log in to the online platform of the service provider. Let's start your learning journey.

你已成功登入供應商的網上平台，并可开始进行学习活动。

Remember this approval till August 31, 2026

## 1. Logging into the IDEALS Portal

# 1.3 Verifying Your Account as a Teacher by email

Skip this step if you are not a teacher at EdCity.

If you are a teacher at EdCity, you will be redirected to the "Edit Profile" page to verify your email. This step is necessary because all IDEALS sub-systems require a verified email, and EdData currently does not provide teachers' email addresses to service providers.

Update Your Profile  
You can input your email here. Click submit to receive a verification email.

Email \*

SUBMIT

Enter your email address carefully, as you will receive a verification email.

Click "**Submit**" to receive the verification email. A confirmation message will appear indicating the email has been sent successfully.

Update Your Profile  
You can input your email here. Click submit to receive a verification email.

✔ Email is updated. Verification email sent successfully. Please check your inbox.

Email \*  
ideals-t1@cite.hku.hk

SUBMIT

Wait 2–3 minutes, then check your email inbox for the verification email from the IDEALS Portal. Click the **verification link** in the email.

Verify Email Address


IDEALS Portal <idealsportal@cite.hku.hk>  
To: ideals-t1@cite.hku.hk

Reply Reply all Forward Wed 8/27/2025 11:47 AM

**IDEALS Portal**

**Hello!**

Please click the button below to verify your email address.

 **Verify Email Address**

If you did not create an account, no further action is required.

Regards,  
IDEALS Portal

If you're having trouble clicking the "Verify Email Address" button, copy and paste the URL below into your web browser: <https://ideals-portal.cite.hku.hk/email/verify/2744/2dc6f8e628aa1db62d2d386e98f22d214d84d3e8?expires=1756270014&signature=cebfdc50f8bd64d063210d010b5909325df229d69d7d0bc21b88e4225330ca72>

© 2025 IDEALS Portal. All rights reserved.

Reply Forward

You should then be directed to the Gateway Page, where you'll see two login buttons. Stay on this screen and proceed to the next step.



主辦機構 Organized by  
  Centre for Information Technology in Education  
Faculty of Education, The University of Hong Kong

English Teacher testing account 041

Your email has been verified successfully!

Login Learning Design Studio (LDS)

Login iLAP-IDEALS


1. Logging into the IDEALS Portal

# 1.4 Navigating the Gateway Page

After completing email verification, you'll be redirected to this page.

If you're a teacher at EdCity and haven't verified your email, you will not be able to access this page. Please complete step 1.3 first.

On the Gateway Page, you will see two login buttons for SSO into LDS and iLAP-IDEALS.



If you're a student at EdCity, you will see only the "Login iLAP-IDEALS" button.

Stay on this screen and continue to the next step.

Note: The login session expires after 1 day, and you'll need to log in again.

## 2. Accessing Learning Design Studio (LDS)

2. Accessing Learning Design Studio (LDS)

# 2.1 Preparation


Ensure you have followed the previous step: **1. Logging into the IDEALS Portal.**

Also, log out of LDS at LDS (<https://lds.cite.hku.hk>) before proceeding.


## 2. Accessing Learning Design Studio (LDS)

# 2.2. Single-Sign-On to LDS

From the Gateway Page of the IDEALS Portal (<https://ideals-portal.cite.hku.hk/gateway>), click the **"Login Learning Design Studio (LDS)"** button.



The portal will prompt you to authorize LDS to access your account. Click **"ALLOW"** to proceed. This is a standard security measure, even though LDS is a trusted system.

 Sign in with IDEALS Portal

# Learning Design Studio

wants to access your IDEALS Portal Account  
**ideals-t1@cite.hku.hk**

This will allow **Learning Design Studio** to:


- **View your email address**
- **View your user profile info**

## Info

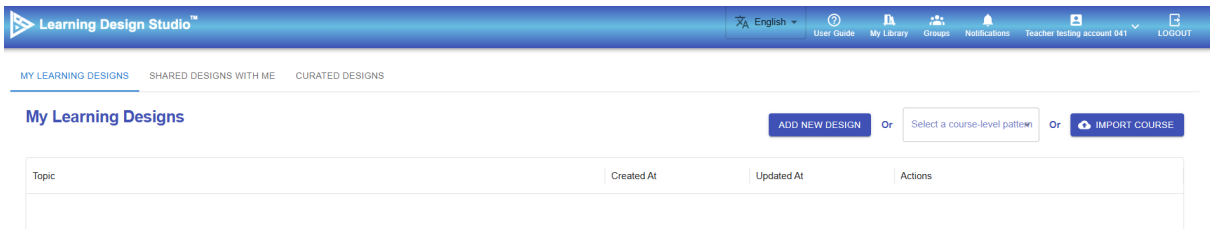
IDEALS Portal is the official single-sign-on service for Learning Design Studio.  
Due to the requirement for secure authentication, you still need to authorize this access request.

CANCEL

ALLOW

 English ▾

You will then be redirected to LDS and logged in automatically, without needing to enter your credentials again.



The screenshot shows the Learning Design Studio interface. At the top, there is a navigation bar with the Learning Design Studio logo, a language dropdown set to English, and links for User Guide, My Library, Groups, Notifications, Teacher testing account 041, and LOGOUT. Below the navigation bar, there are three tabs: MY LEARNING DESIGNS (selected), SHARED DESIGNS WITH ME, and CURATED DESIGNS. The main content area is titled "My Learning Designs" and includes buttons for "ADD NEW DESIGN", "Or", "Select a course-level pattern", "Or", and "IMPORT COURSE". Below this, there is a table with columns for Topic, Created At, Updated At, and Actions. The table is currently empty.

 Your next step may be to read the Learning Design Studio User Guide (final link will be provided soon).

# 3. Accessing iLAP-IDEALS

3. Accessing iLAP-IDEALS

# 3.1. Preparation


Ensure you have followed the previous step: **1. Logging into the IDEALS Portal.**

Also, log out of iLAP-IDEALS before proceeding.

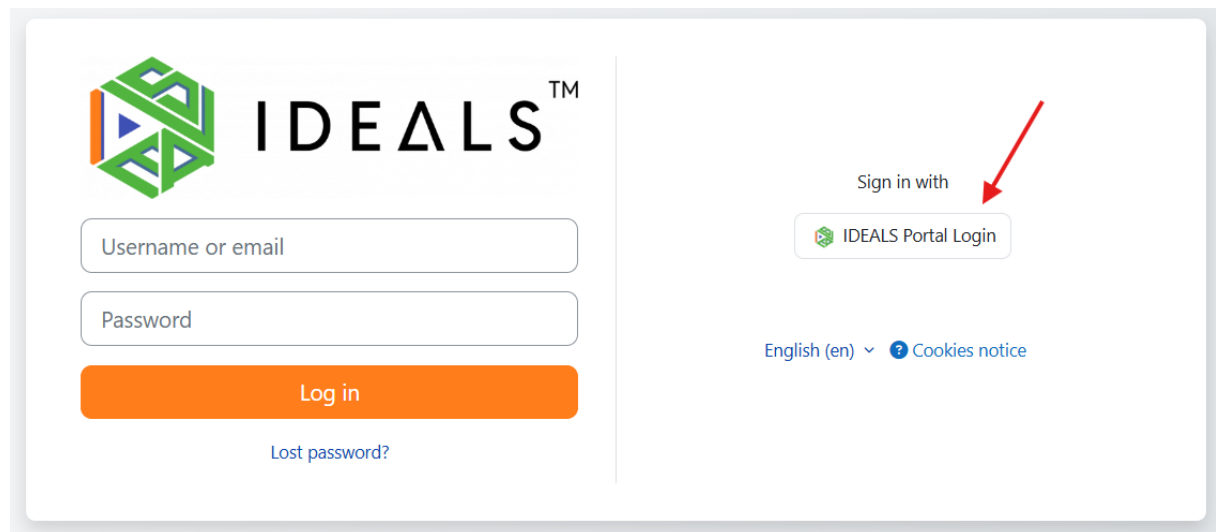
### 3. Accessing iLAP-IDEALS

## 3.2. Single-Sign-On to iLAP-IDEALS


From the Gateway Page (<https://ideals-portal.cite.hku.hk/gateway>), click the **"Login iLAP-IDEALS"** button.



Due to Moodle's security requirements, you must explicitly click the **"IDEALS Portal Login"** button when prompted.



The portal will ask for authorization to allow iLAP-IDEALS to access your account. Click **"ALLOW"**.


 Sign in with IDEALS Portal

# iLAP IDEALS

wants to access your IDEALS Portal Account  
ideals-t1@cite.hku.hk

This will allow **iLAP IDEALS** to:

- View your email address
- View your user profile info


 Info

IDEALS Portal is the official single-sign-on service for iLAP IDEALS. Due to the requirement for secure authentication, you still need to authorize this access request.






CANCEL

ALLOW

 English ▾


Once authorized, you will be logged into iLAP-IDEALS.

 IDEALS™ [Home](#) [Dashboard](#) [My courses](#)   TT ▾

**iLAP-IDEALS**

**Course categories**

[Collapse all](#)

 Your next step may be to read the [iLAP School Administration Guide](#) to learn more about the iLAP platform. (An English version will be coming soon.)

# 4. Logging out of the IDEALS Portal


#### 4. Logging out of the IDEALS Portal

# 4.1 Logging out of the IDEALS Portal

If you have finished using the IDEALS system, you can log out from both the IDEALS Portal and EdConnect from the Gateway Page.

Click the **"Logout IDEALS Portal and EdConnect"** button to sign out of the portal and end your EdConnect single-sign-on session. After logging out you will be redirected to the IDEALS Portal Home page.

For added security, we recommend closing your browser window after logging out, especially when using a shared or public computer.



The screenshot displays the IDEALS Portal Gateway Page. At the top left is the IDEALS Portal logo. In the center, it is organized by the Centre for Information Technology in Education, Faculty of Education, The University of Hong Kong. On the top right, there is a user profile for 'Teacher testing account 041' and a language dropdown menu set to 'English'. Below the header, there are two login buttons: 'Login Learning Design Studio (LDS)' and 'Login iLAP-IDEALS'. Below these, a message states: 'If you have finished using the IDEALS system, please log out using the button below:'. A prominent orange button labeled 'Logout IDEALS Portal and EdConnect' is shown, with a red arrow pointing to it from the right.